




TunClean washing systems are suitable for the cleaning of the parts with a simple shape (flat surfaces, without blind holes) where accurate positioning in the active areas is not necessary. TunClean includes pre-washing with spraying water+chemical detergent, washing with spraying water+ chemical detergent, rinsing with spraying water and drying with hotair. The design, configuration and number of washing stages in the tunnel, is suited to customer specifications. In the case of a tunnel with a conveyor belt, the components are loaded on to a conveyor (mesh or bars type) which conveys the pieces through the different steps of cleaning process. The pieces are generally conveyed on a line conveyor. The speed of conveyor can be adjusted by user.



Operating Details

In TunClean systems, the pieces are automatically transferred from stages to stage by a conveyor in through a tunnel until the cleaning process is completed. Pieces are first transferred to the washing section. When washing is completed, the pieces are transferred to the rinsing section to remove the chemical detergent residues used in the washing section. Transfer to the drying unit will follow to dry the water from the pieces. Any combination of processes can be included. Filtration and oil separator is added to systems as an option.



TECHNICAL FEATURES

MODEL	PROCESS	LOADING WIDTH	LOADING HEIGHT	EXTERNAL DIMENSIONS			TANK CAPACITY	PUMP RATE	PUMP PRESSURE	HEATING
				LENGTH	WIDTH	HEIGHT				
		mm	mm	mm	mm	mm	lt	lt/min	bar	kW
TUNCLEAN W	TUNCLEAN 320-W	300	200	2300	1250	2050	250	120	2	7,5
	TUNCLEAN 425-W	400	250	2500	1400	2100	350	140	3	15
	TUNCLEAN 530-W	500	300	2600	1500	2200	450	190	3,2	15
	TUNCLEAN 640-W	600	400	2750	1600	2350	600	250	3,3	22,5
	TUNCLEAN 850-W	800	500	3000	1850	2600	800	300	4	30
TUNCLEAN WR	TUNCLEAN 320-WR	300	200	3800	1250	2050	250/150	120/60	2/1,5	7,5 / 6
	TUNCLEAN 425-WR	400	250	4200	1400	2100	350/250	140/120	3 / 2	15 / 7,5
	TUNCLEAN 530-WR	500	300	4450	1500	2200	450/350	190/140	3,2 / 3	15 / 15
	TUNCLEAN 640-WR	600	400	4750	1600	2350	600/450	250/190	3,3 / 3,2	22,5 / 15
	TUNCLEAN 850-WR	800	500	5300	1850	2600	800/600	300/250	4 / 3,3	30 / 22,5
TUNCLEAN WRD	TUNCLEAN 320-WRD	300	200	5500	1250	2050	250/150	120/60	2/1,5	7,5/6/9
	TUNCLEAN 425-WRD	400	250	6100	1400	2100	350/250	140/120	3/2	15/7,5/12
	TUNCLEAN 530-WRD	500	300	6550	1500	2200	450/350	190/140	3,2/3	15/15/18
	TUNCLEAN 640-WRD	600	400	7000	1600	2350	600/450	250/190	3,3/3,2	22,5/15/24
	TUNCLEAN 850-WRD	800	500	7800	1850	2600	800/600	300/250	4/3,3	30/22,5/36
TUNCLEAN PWRD	TUNCLEAN 320-PWRD	300	200	7000	1250	2050	150/250/150	60/120/60	1,5/2/1,5	6/7,5/6/9
	TUNCLEAN 425-PWRD	400	250	7800	1400	2100	250/350/250	120/140/120	2/3/2	7,5/15/7,5/12
	TUNCLEAN 530-PWRD	500	300	8400	1500	2200	350/450/350	140/190/140	3/3,2/3	15/15/15/18
	TUNCLEAN 640-PWRD	600	400	9000	1600	2350	450/600/450	190/250/190	3,2/3,3/3,2	15/22,5/15/24
	TUNCLEAN 850-PWRD	800	500	10100	1850	2600	600/800/600	250/300/250	3,3/4/3,3	22,5/30/22,5/36